



The Other Accessibility

Making Art Libraries Accessible to
People with Disabilities

Resources

- For more information: <http://bit.ly/1BhHPEY>
-

Accessibility in Art Libraries, Museums, and Archives

General Resources

- [Making Physical Libraries, Museums, and Archives More Accessible](#)
- [Making Websites and Other Digital Data More Accessible](#)
- [Making Print Research Materials More Accessible](#)
- [Providing Accessibility Information and Programming](#)

General Resources

- Art Beyond Sight Inclusion Toolkit 1: Inclusion Pulse Check: Understanding Access in Your Cultural Institution
<http://www.absawarenessmonth.org/abs-inclusion-toolkit-1/>
- Art Beyond Sight Inclusion Toolkit 2: Top-Notch Customer Service: Recognizing the Needs of Visitors with Disabilities
<http://www.absawarenessmonth.org/abs-inclusion-toolkit-2/>
- Art Beyond Sight Inclusion Toolkit 3: Inclusive Experiences: Strategies for Engaging Visitors with Disabilities
<http://www.absawarenessmonth.org/abs-inclusion-toolkit-3/>
- Booth, C., Mates, B. T., Guder, C. S., Junus, S. G. R., Riley-Huff, D. A., Tatomir, J., & Tatomir, J. (2012). *Making libraries accessible: Adaptive design and assistive technology*. Chicago, Ill: ALA TechSource.
<http://www.worldcat.org/oclc/820484502>
- IMLS Accessibility Support
<http://www.imls.gov/about/accessibility.aspx>

Art Libraries and Service

Art libraries serve museum, academic, and public communities, including patrons with disabilities.

Types of Disabilities that May Hinder Access to Art Libraries

- Physical
- Print
 - blindness and low vision
 - dyslexia
- Auditory

Issues with Accessibility

Art librarians are creative and they want to have fun creative spaces, but sometimes those innovative ideas and spaces are not accessible to all.

Three Areas of Access

- Physical libraries
- Websites and other digital data
- All research and information materials

Making Physical Libraries Accessible

- ramps, elevators, bathrooms, stacks
- if books are inaccessible due to width of stacks or height of shelves, make sure users can request retrieval of books
- computers with screen readers
- page magnifiers
- carts for carrying books
- emergency preparedness for patrons with physical disabilities: how to exit?
- include page about accessibility details on library website so patrons know what's available and how to ask for it
- use people-first language when addressing a patron with a disability
- provide accommodation information for programming in advance
- be proactive; don't just wait to be asked

Americans with Disabilities Act

Title I—Employment. Requires all employers with 15 or more employees to provide qualified individuals with disabilities an equal opportunity to benefit from the full range of employment-related opportunities available to others.

Title III—Public Accommodations and Services Operated by Private Organizations. Requires places of public accommodation to meet architectural accessibility standards for new and altered buildings and remove barriers in existing buildings where such removal is readily achievable; make reasonable modifications to policies, practices and procedures; provide effective communication mechanisms for people with hearing, vision or speech disabilities; and other access requirements.

Resources to Learn More on How to be Compliant with the ADA

- United States Access Board
 - <http://www.access-board.gov/>
- U.S. Department of Justice, Civil Rights Division, Disability Rights Section
 - <http://www.justice.gov/crt/about/drs/>
- ADA National Network
 - <https://adata.org/>



- Preconference workshop from 9AM to 4PM
- Friday, June 26, 2015

Web Accessibility

- Allows people with disabilities to be able to access digital content on the web.
- Examples include:

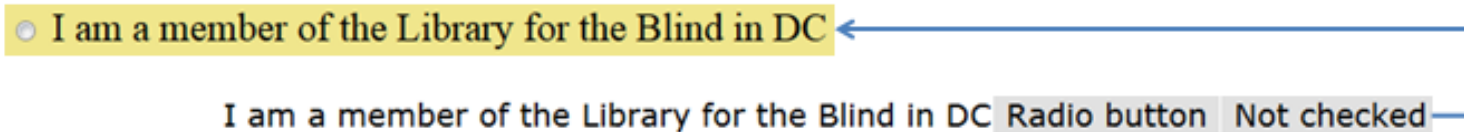
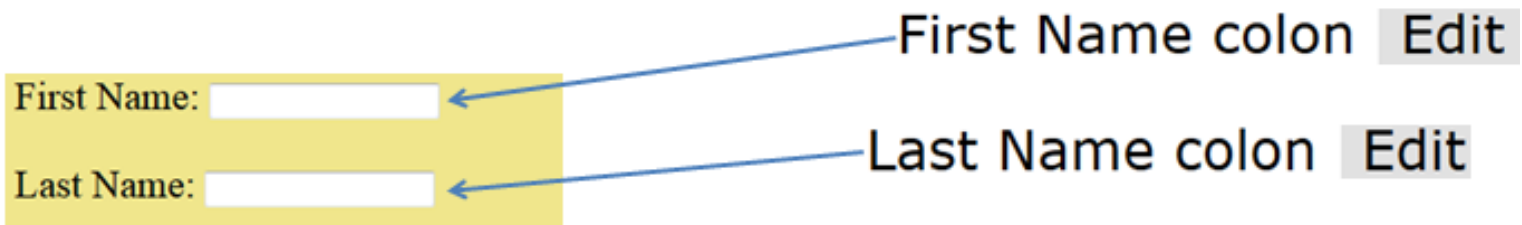
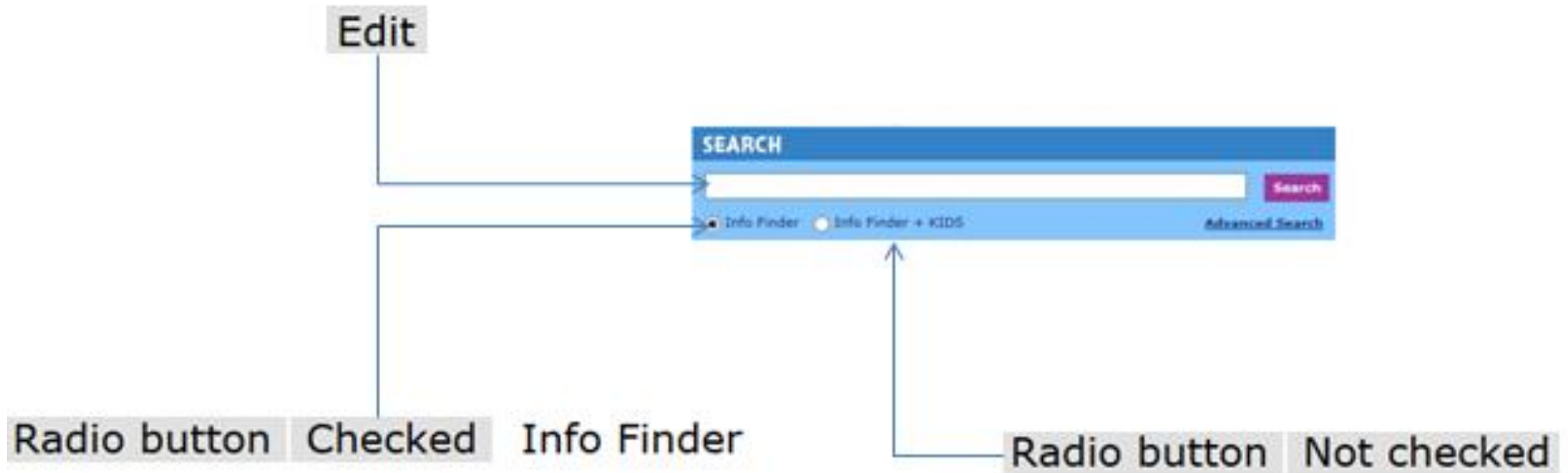
Alt Tags



```

```

Properly Labeled Form Fields



Not relying on color alone to convey a message

- For example:

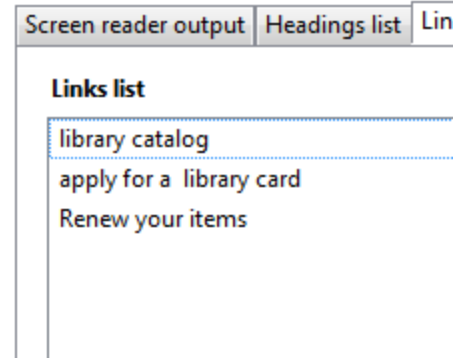
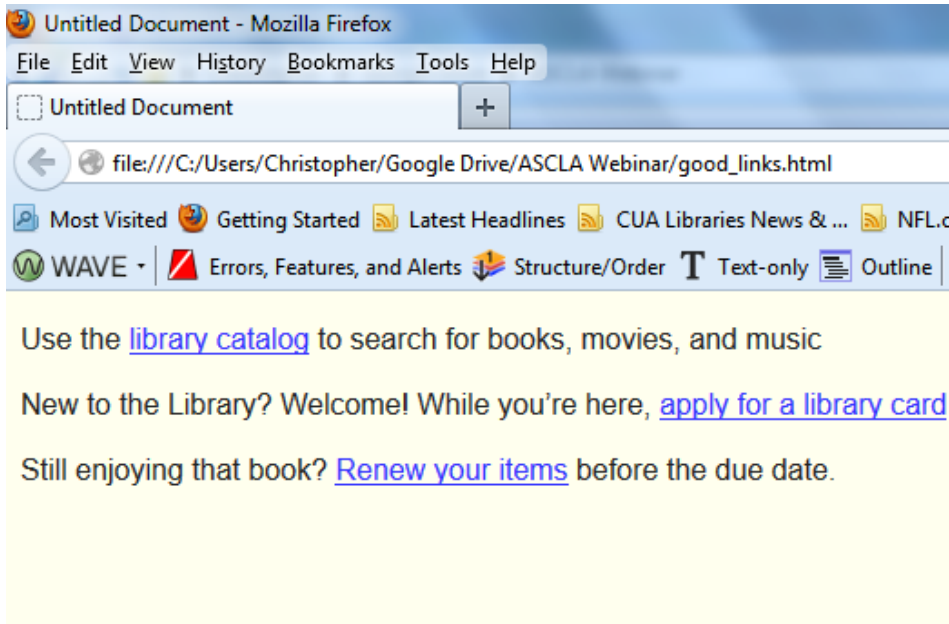
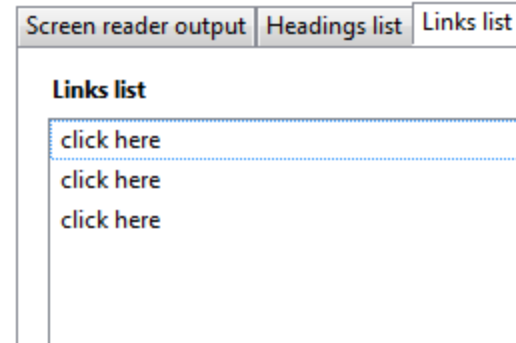
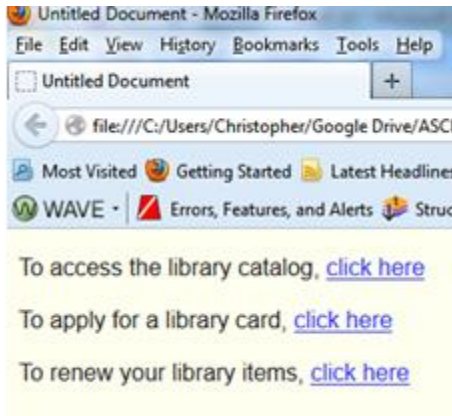
“The password you entered is incorrect”

“The password you entered is incorrect”

“! The password you entered is incorrect”

“! The password you entered is incorrect”

Naming Links



Making Research Materials Accessible

Scanning

- Optical Character Recognition (OCR)
- OCR Products
 - Kurzweil
 - OpenBook
 - Eye-Pal
 - OrCam

Crowdsourced transcription

- The [Smithsonian Transcription Center](#)

The screenshot displays the Smithsonian Transcription Center interface. At the top, the Smithsonian logo is on the left, and navigation links for HOME, PROJECTS, ABOUT, and TIPS are on the right. Below this, a dark teal bar contains the text "SMITHSONIAN DIGITAL VOLUNTEERS: TRANSCRIPTION CENTER" on the left and "SIGNUP" and "LOGIN" on the right. The main content area shows a breadcrumb trail: "HOME > PROJECTS > ARCHIVES OF AMERICAN ART > BERENICE ABBOTT". Below the trail, it says "VIEWING PAGE 1 OF 4".

On the left, there is a thumbnail of a handwritten letter. The text on the letter is:

Berenice Abbott c/o American Express - 55 Charlottenstrasse
Berlin
October 16 -

Dear Storrs -

Always surprises. The last time I write you a letter of despair - the next you find me in Berlin. But it was very sudden my good luck - my desire - quite a while. I had one day a sudden flash of intuition about Germany. It came like an inspiration. I was in terrible straits at the time - thought I might sell my studio but found that it could not be exchanged. Someone, however, loaned me money to get to Berlin and rather than simply loose the studio I payed the up to January. Something may be done

On the right, the typed transcription of the letter is shown in a white box with a black border. The text is identical to the handwritten version above. Below the transcription box is a vertical "feedback" button. At the bottom of the page, there are social media icons for Facebook and Twitter, and a set of navigation icons (back, forward, home, etc.) on both the left and right sides.

Organizations that Make Material Accessible

1. National Library Service for the Blind and Physically Handicapped
2. Bookshare
3. Learning Ally
4. Hathi Trust

Copyright

Chafee Amendment

- a) “...not be reproduced or distributed in a format other than a specialized format exclusively for use by blind or other persons with disabilities;
- b) bear a notice that any further reproduction or distribution in a format other than a specialized format is an infringement; and
- c) include a copyright notice identifying the copyright owner and the date of the original publication...

3D Printing

- Tactile Picture Books Project
 - <http://www.tactilepicturebooks.org/>
 - A project from the University of Colorado Boulder which makes books for children with visual impairments using 3D printing.

Contact Information

- Michelle Strizever:
 - mstrizever@gmail.com
- Christopher Corrigan:
 - corrigancj23@gmail.com
- For more information: <http://bit.ly/1BhHPEY>